







Meting

1. Omkring die korrekte skatting vir die voorwerpe.

 <p>3g of 3kg</p>	 <p>90g of 90kg</p>	 <p>1g of 1kg</p>
 <p>15g of 15000kg</p>	 <p>9g of 9kg</p>	 <p>5g of 50kg</p>

2. Omkring die swaarste voorwerp in rooi.



3. Omkring die ligste voorwerp in groen.



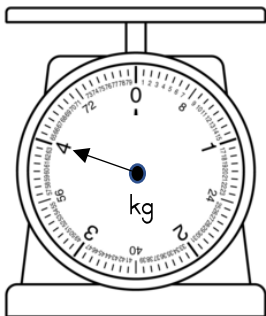
4. Nommer die volgende items van die ligste (1) na swaarste (3).

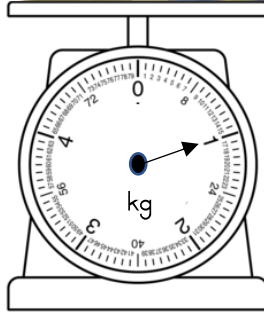


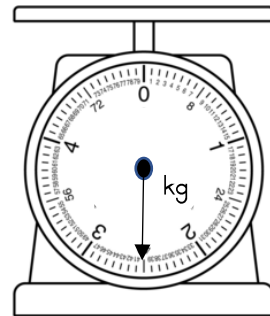




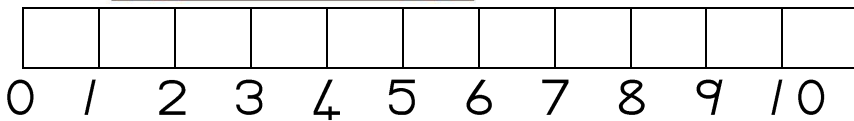
5. Wat is die massa van die volgende voorwerpe?



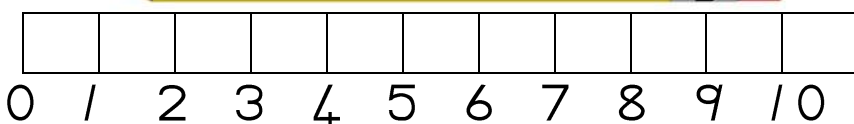




5. Meet die volgende items.




_____ cm




_____ cm

Datahantering

Adel en Frans wil kyk watter geur roomys is die gewildste in die klas. Met die inligting wat hulle versamel het, kon hulle 'n grafiek opstel:



Beantwoord die volgende vrae oor die grafiek.



1. Hoeveel leerders kies sjokolade?

2. Hoeveel leerders kies piesang?

3. Watter geur is die gewildste?

4. Watter geure is ewe veel?

5. Word lemmetjie of sjokolade meer gekies?

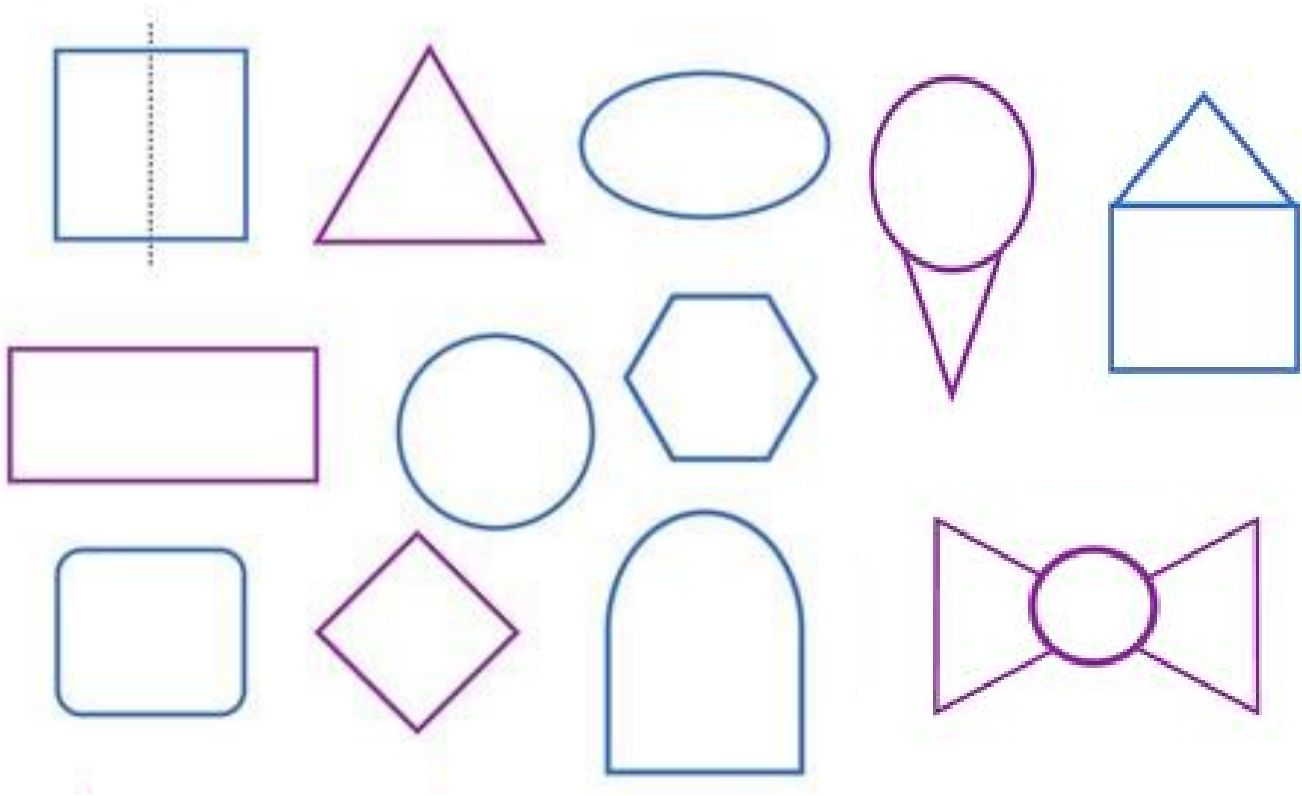
6. Hoeveel meer leerders kies piesang as aarbei?

7. Hoeveel maats is daar in die klas?

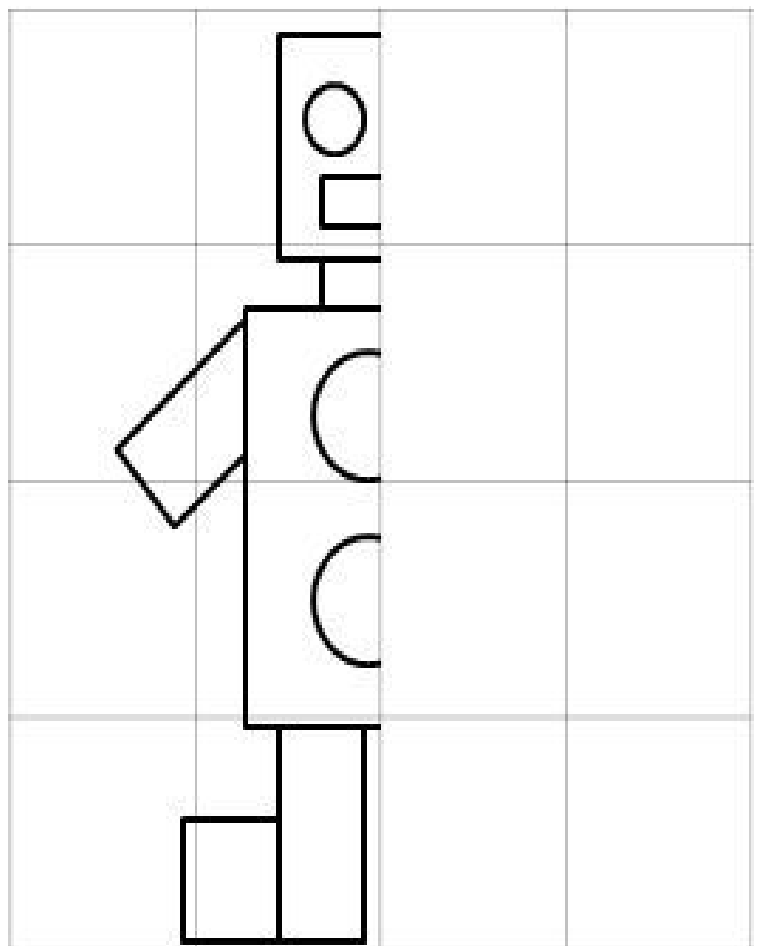

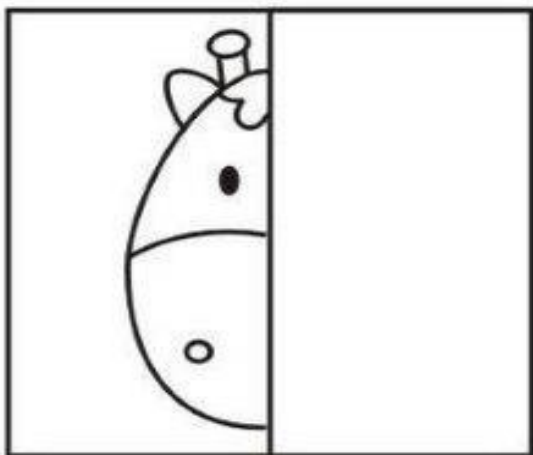
8. Wat is jou gunsteling geur?



Deel die volgende voorwerpe simmetries.




Voltooi die prentjies simmetries.



BREUKE

Kleur die breuke in.



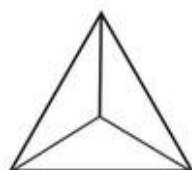
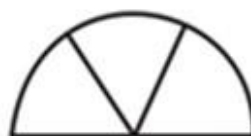

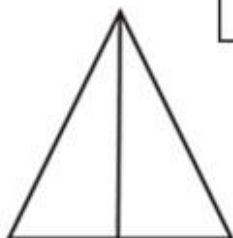
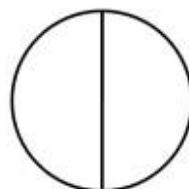


$\frac{1}{2}$
rooi



$\frac{1}{3}$
blou



$\frac{1}{4}$
geel



Aai aai die witborskraai.

Aai aai die witborskraai.

Hiervandaan na Mosselbaai.

Hooggevlieg en laaggeswaaï,
by die groot see omgedraai.

Raai, raai Janpiet Kepaai,
het sy rietgeweer gelai.


Tier gaan skiet by Mosselbaai,
nooit nie weer daar omgedraai.

Fooi,fooï, Stefaans du Toit

Het gaan kuier by 'n nooi.


Met sy rietperd in die baai,
dadelik weer daar omgedraai.

Op die plaas



Skrif

Maandag




c
C

Casper en Clarissa is maats.

C




Dinsdag




o
O

Ollie is 'n olifant.

O



Woensdag




g
g

Gerrie grom vir Gert.

G



Donderdag



a
A


Anna slaap laat.

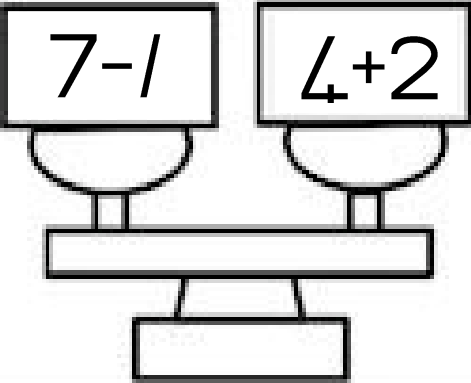
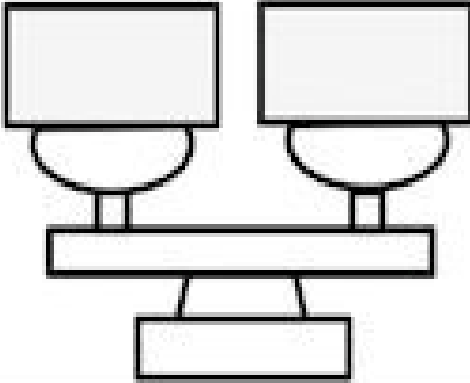
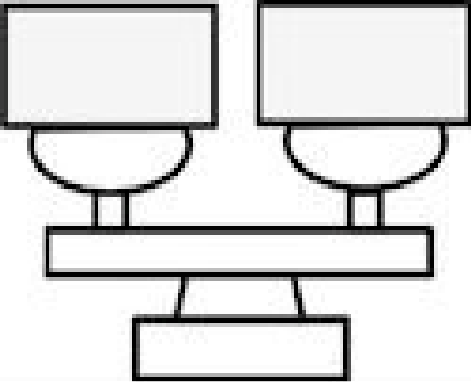
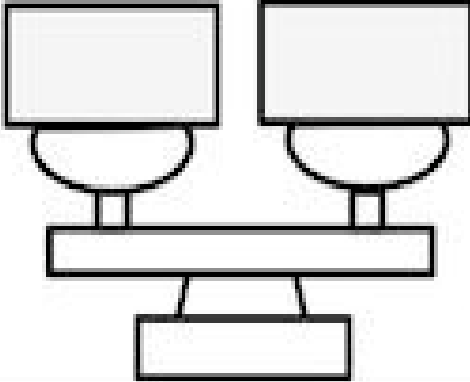
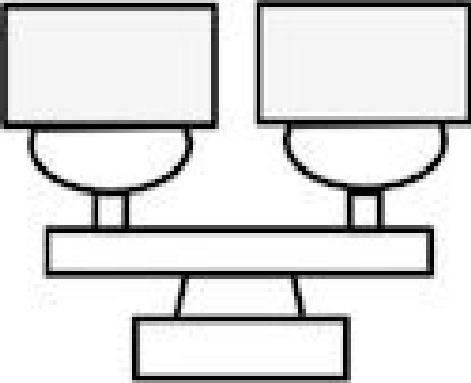
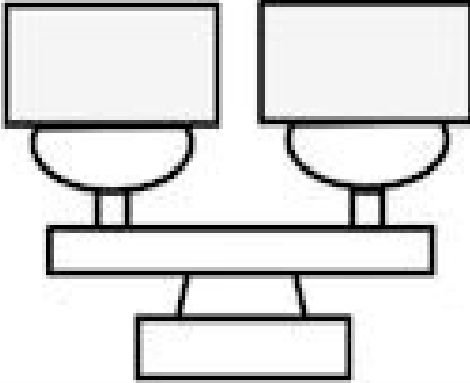
A



Balanseer die skale.

Gebruik die onderste blokkies
en balanseer die skale.



5+3

4+2

7-3

1+1

7-1

2+2

10-1

5-3

9-2

10-2

8+1

3+4

Ava Goes Camping

Ava is camping in the forest with her family. They go for a walk during the day and explore the forest. At night, Ava sleeps in her own tent. She is very brave!



Who does Ava go camping with?

What do they explore?

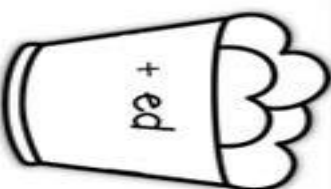
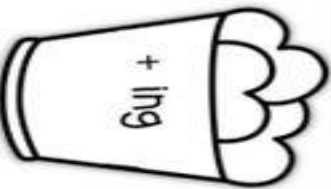
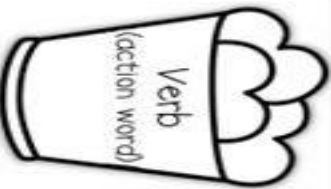
Where does Ava sleep?

Inflectional Endings

Directions: Read each action word. Write the new endings for each word.

NOTE: When a verb ends in -ing, it means that the action is happening now. When a verb ends with ed, it means that the action has already happened.

Ex: Verb: jumps Happening now: The cat is jumping. Happened in the past: The cat jumped.



1. walk _____
2. spill _____
3. help _____
4. look _____
5. plant _____

Days of the Week Yesterday and tomorrow


yesterday	today	tomorrow
	Wednesday	
	Monday	
	Thursday	
	Tuesday	
	Sunday	
	Saturday	
	Friday	
Monday		Friday
Tuesday		Saturday
Wednesday		Sunday
Thursday		

➔ Look, circle and write.

bread apples bananas cupcakes
oranges sausages tomatoes pears




I like / don't like .




I like / don't like .




I like / don't like .



I like / don't like .



I like / don't like .




I like / don't like .




Plaasdiere


Koeie gee vir ons melk. Van die melk kan ons verskeie produkte maak soos kaas, botter en jogurt.




Skape gee vir ons wol. Van die wol kan ons verskeie produkte maak soos truië, handskoene en musse.



Varke gee vir ons leer. Van die leer kan ons produkte soos handsakke, tasse en skoene maak.


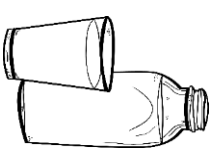
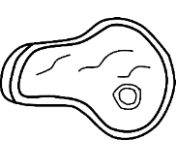



Hoenders gee vir ons eiers. Eiers is propvol protiene.







Produkte wat ons by plaasdiere kry:

Ons kry verskillende produkte by plaasdiere. Kyk na die onderstaande prent jies en verbind die plaasdiër met die regte produk. Onthou, jy kan meer as een produk vanaf spesifieke plaasdiere kry.



Leer die onderstaande tabel.

	Manlik	ram
	Vroulik	ooi
	Kleintjie	lam
	Geluid	blêr
	Blyplek	kraal
	Manlik	beer
	Vroulik	sog
	Kleintjie	varkie
	Geluid	snork
	Blyplek	varkhok
	Manlik	haan
	Vroulik	hen
	Kleintjie	kuikentjie
	Geluid	kraai/kekkel/piep
	Blyplek	hoenderhok
	Manlik	hings
	Vroulik	merrie
	Kleintjie	vulletjie
	Geluid	runnik
	Blyplek	stal